

The Avant logo is located in the top right corner, consisting of the word "AVANT" in a bold, red, sans-serif font. The background of the entire advertisement is a photograph of a green Avant compact loader with a bucket attachment, dumping a large pile of dark brown mulch. The machine is positioned on a mound of mulch, and the background shows a clear blue sky with some white clouds. Thin green lines are overlaid on the image, forming a large, abstract shape that frames the central text and the machine's arm.

AVANT

ONE MACHINE - OVER 200 ATTACHMENTS

**THE WORLD'S MOST VERSATILE
COMPACT LOADERS FOR LANDSCAPING.**



AVANT - EFFICIENT AND VERSATILE LOADER FOR LANDSCAPING.

The Avant loader delivers power and performance in a compact size making it the ideal landscaping machine. The versatility, robustness and agility make it ideal for use on any terrain. With over 20 loader models and over 200 attachments to choose from, the Avant loader is a versatile machine that can be used for a variety of landscaping and groundcare applications.

1. VERSATILE

Perform multiple jobs with the same machine, with a simple change of attachment. Multiple cab and tyre options available.

2. COMPACT

Compact and agile for moving around sites and hard to access areas. Easily transported on a trailer.

3. USER-FRIENDLY

Easy to operate thanks to basic controls and a unique hydraulic connection system. 4WD allows access to difficult terrain.

4. TELESCOPIC BOOM

Provides a greater lifting height and outreach than a similar sized skid steer.

5. QUALITY

Manufactured in Finland to the highest standard using only quality materials, including Kubota and Kohler engines.

6. ARTICULATED CHASSIS

The articulating chassis allows the loader to make tight turns without causing damage to sensitive surfaces.

7. STABILITY

The rigid articulation joint makes it incredibly stable, even on demanding terrain.

8. OPERATOR COMFORT

Avant loaders are built with operator comfort in mind. They are packed with safety and ergonomic features.

9. RANGE

With an extensive product range, encompassing 20 models and over 200 attachments, your landscaping needs are covered.

10. BACK-UP

With representation in Australia for over 30 years, and thousands of locally stocked parts, you can be assured of minimal down-time.



ATTACHMENTS – CHANGE THE ATTACHMENT TO SUIT THE JOB.

Avant has a wide range of landscaping specific attachments for Avant loaders that will improve efficiency on site. The range includes attachments for materials handling, excavating, levelling, fencing, and paving – even maintenance jobs like lawn mowing and sweeping are easy with an Avant mini loader.

LOADERS.

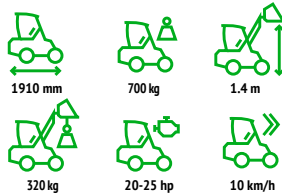
The Avant loader is a highly manoeuvrable, versatile all-round machine that is ideal for landscaping. The articulated design and compact dimensions of an Avant loader means it can work on any site, even in tight spaces and on uneven terrain.

AVANT 200



200 series
Small and strong

- ✓ Super compact multifunctional loader

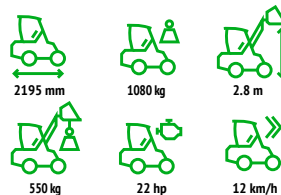


AVANT 400



400 series
Light and economical workhorse

- ✓ A low operating weight, uncomplicated and economical

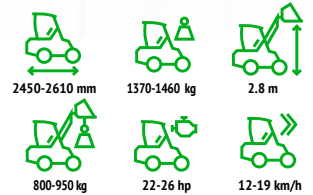


AVANT 500



500 series
Unbeatable power - price ratio

- ✓ Excellent choice with robust and simple hydraulics

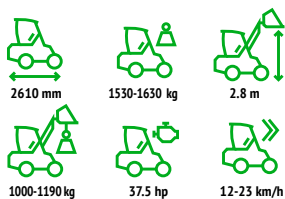


AVANT 600



600 series
Power & agility

- ✓ A perfect combination of power and agility

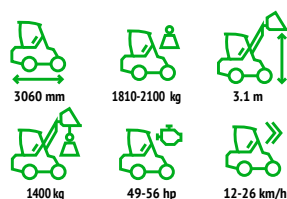


AVANT 700



700 series
Power for professionals

- ✓ Outstanding handling capacity

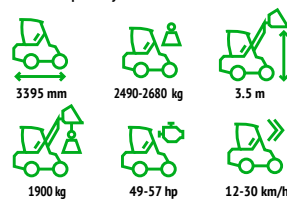


AVANT 800



800 series
The biggest & strongest

- ✓ The biggest and strongest Avant with a powerful lift height and capacity

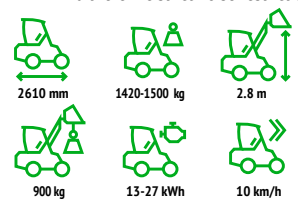


AVANT e SERIES



e series
The fully electric, battery-powered Avant

- ✓ Perfect for indoor use where ventilation is limited or non-existent and there are strict noise restrictions



CAB OPTIONS.

Avant loaders come with a ROPS and FOPS approved safety frame and canopy as standard. Enclosed cab options are available. Cab L is an economical choice for protection against rain and wind. The Cab GT for Avant 528, 530, 600, 700 and 800 series comes mounted with rubber mounts on the chassis, for reduced vibrations and low interior noise levels. It is equipped with a heating unit and optional air conditioning is available for 600, 700 and 800 series.

AVANT®

MADE TO WORK



AVANT[®]

AVANT Equipment Australia Pty Ltd

Ph: 1800 686 411

AVANTEQUIPMENT.COM.AU



Head Office: Wollongong

Branches: Brisbane, Launceston,
Melbourne, Perth